

Our Final Installment!

ELA Bell Work For 5th through 8th Grade

Focus on Grammar

Bell Work Part 6
Weeks 31 – 36

Tuesday Bell Work: Diagram the Sentence

SubC S HV TV DO S Adv IV Prep
While she was playing tennis, Becky became angry at
DC/AdvC IC

OoP
Ger OoG CoorC S TV Adj DO Prep Adj
missing a lob, and she smashed her racket against the net
PrepP GerP PrepP IC

OoP
post. SENTENCE STRUCTURE: **Compound-Complex**

Copyright © 2019 ELA in Middle School

C 0-1
H Ask 3, then me
A Bell Work – completed sentences
M Get journals, sharpen pencils
P Completed Bell Work
S Success!

C 0-1
H Ask 3, then me
A Bell Work – completed sentences
M Get journals, sharpen pencils
P Completed Bell Work
S Success!


Copyright © 2019 ELA in Middle School

Grammar is the foundation of reading and writing! Bell work is the perfect place to practice!

You get both PPT and PDF formats!



This set takes you through the final six weeks of the school year. In this set, our student-scholars are challenged as they review what they have learned throughout the year!


<p>FRIDAY IT'S QUIZ TIME!!</p>  <p>Sharpen your pencils and review for the QUIZ! (Whoot Whoot!)</p> <p><small>Copyright © 2019 ELA in Middle School</small></p>	C	0 - 1
	H	Ask 3, then me
	A	Bell Work – Review for Quiz
	M	Get journals, sharpen pencils
	P	Prepare for success.
	S	Success!



Special “Note and Notice” sections appear on some slides when your student-scholars will see exceptions to rules, or for hints on how to identify different parts of speech.

Wednesday Bell Work Sentence Diagramming

Note and Notice:
Without the subordinating conjunction “as”, we would have two independent clauses!



C	0 - 1
H	Ask 3, then me
A	Bell Work – Sentence Diagramming
M	Get journals, sharpen pencils
P	Completed Sentence Diagrams
S	Success!

-----DO-----
S TV Inf Adj Ool SubC S TV DO
I like to watch my grandmother as she wrestles alligators!
-----Inf-----DC/AdvC-----
-----IC-----

Sentence Structure: COMPLEX

Copyright © 2019 ELA in Middle School




Power Words Build Students' Vocabulary

The routine remains for our scholars to follow until the year's end...

**MONDAY
BELL WORK
BUILDING NEW
VOCABULARY**

In your Journal, copy and define the following words or terms:




1. Frequent	5. Early	9. Master
2. Heroic	6. Here (adv)	10. Variety
3. Previous	7. Highly	11. Hosted
4. Recent	8. Mightily	12. Increasing


C	0-1
H	Ask 3, then me
A	Bell Work – Define Terms
M	Get journals, sharpen pencils
P	Completed Bell Work

Each week your scholars will have **10 – 13 new Power Words** to add to their vocabulary!

**Our Frayer Model
Sextant Vocabulary
Foldable is included
– at no extra cost!**

**Thursday
Bell Work
Frayer
Modeling**







C	0-1
H	Ask 3, then me
A	Bell Work – Frayer Model
M	Get journals, sharpen pencils
P	Completed Frayer Model
S	Success!

Getting started with class takes less time when your scholars know what to expect each day!



Diagramming sentence structure helps developing writers understand how words work together -

Appositives, Noun Clauses, Adverb Clauses, Adjective Clauses...

<p>Tuesday Bell Work: Diagram the Sentence</p>  <p>Subj S HV TV DO S Adv IV Prep While she was playing tennis, Becky became angry at -----DC/AdvC----- Ger OoP OoG Coord C S TV Adj DO Prep missing a lob, and she smashed her racket again -----IC----- OoP post. SENTENCE STRUCTURE: Compound</p> <p><small>Copyright © 2019 ELA in Middle School</small></p>	<table border="1"> <tr><td>C</td><td>0-1</td></tr> <tr><td>H</td><td>Ask 3, then me</td></tr> <tr><td>A</td><td>Bell Work – completed sentences</td></tr> <tr><td>M</td><td>Get journals, sharpen pencils</td></tr> </table>	C	0-1	H	Ask 3, then me	A	Bell Work – completed sentences	M	Get journals, sharpen pencils	<p>This set is in both PPT and PDF Format for your use as either a presentation or printable!</p>				
C	0-1													
H	Ask 3, then me													
A	Bell Work – completed sentences													
M	Get journals, sharpen pencils													
<p>Each slide has a fully editable CHAMPS, time recommendation, and work product area!</p>	<p>Tuesday Bell Work Compound-Complex Creations</p>  <p>Create FIVE (5) Complex Sentences. In 1, use an Adverb Clause. In 1, use an Adjective Clause. In 1 Use a Noun Clause. Include 1 (, FANBOYS), 1 (; SAdv,) and 1 (;) for conjunctions Be prepared to share!</p> <p><small>Copyright © 2019 ELA in Middle School</small></p>	<table border="1"> <tr><td>C</td><td>0-1</td></tr> <tr><td>H</td><td>Ask 3, then me</td></tr> <tr><td>A</td><td>Bell Work – completed sentences</td></tr> <tr><td>M</td><td>Get journals, sharpen pencils</td></tr> <tr><td>P</td><td>Completed</td></tr> <tr><td>S</td><td>www.ELASchool.com</td></tr> </table>	C	0-1	H	Ask 3, then me	A	Bell Work – completed sentences	M	Get journals, sharpen pencils	P	Completed	S	www.ELASchool.com
C	0-1													
H	Ask 3, then me													
A	Bell Work – completed sentences													
M	Get journals, sharpen pencils													
P	Completed													
S	www.ELASchool.com													

And how punctuation also brings meaning!

Shall we eat Grandma?

or

Shall we eat, Grandma?



We have included our “Frayer Model Sextant Foldable” at no additional cost!

Frayer Model Sextant Vocabulary Foldable


Copyright © 2019 ELA in Middle School

Name: 1. Dictionary Definition	Class Period: 2. Defined in my own words
3. Used in a sentence:	4. Picture Representation
5. Other words that mean the same thing (synonyms) are:	6. Words that mean the opposite (antonyms) include:

Vocabulary Word

Tools for Scholars' Success

Copyright © 2019 ELA in Middle School



ELA in Middle School will be releasing the remaining Focus on Grammar Bell Work for the Year in 6 week increments!

We will continue with the Functions of Nouns, Verb Types, and Prepositions and Prepositional Phrases.

Future sets will also include days for Read and Respond, moving towards more creation than simply observing and answering. A Bundle for the complete year will be offered at a later date!




INCLUDED IN THIS RESOURCE:

- ✓ PowerPoint Presentation that includes
 - ✓ 15 Slides of instructions and explanations for teacher implementation to ensure success.
 - ✓ Fully Editable daily bell work for 6 weeks, to include a “Getting to know your class” first week set.
 - ✓ Recommended CHAMPS on each daily slide (removable and editable)
 - ✓ Recommended time limits for each activity – including recommended review times – also editable.
 - ✓ A print version PDF for those teachers, school, or districts without the technology for presentations.
 - ✓ Answer keys, Frayer Model PDF.
 - ✓ Teacher notes at the bottom of slides where necessary.



INCLUDED IN THIS RESOURCE:

ELA in Middle School is proud to display the artwork of Ron Leishman's Digital Toonage in this product!



Thank you for considering this product!

To contact me, please email:
elainmiddleschool@gmail.com

Copyright © 2019
ELA in Middle School
All rights reserved by the author.
Permission to copy for single classroom
use only.
Not for public display.

**Other products from
ELA in Middle School
that may interest you:**

