

ELEPHANT AND PIGGIE

digital LITERACY PACK

page 21

Snake does not have arms, and he wants to play ball! What do you predict will happen next?

“Aaaaaagh!”

My prediction was:

My prediction:

just right! not quite right!

page 55


Piggie gets an idea! What do you predict will happen next?

“ ”

My prediction was:

My prediction:

just right!



Make a Prediction!

When you make a prediction, you make a *guess* about what will happen next in the story.

Use *picture clues* or what you *already know* to help you think of what comes next!

Name _____

Can I Play Too?

Story Retell

Cut out the pictures. Glue them in order to retell the story.

--	--	--

beginning middle ending

Piggie has an idea!

Snake can NOT catch!

Snake wants to play.



Google Slides-Students respond and type predictions-- then check their predictions after reading the story.

Make a Prediction!

When you make a prediction, you make a **guess** about what will happen next in the story.

Use **picture clues** or what you **already know** to help you think of what comes next!



page 21

Snake does not have arms, and he wants to play ball! What do you predict will happen next?



Tap, then type your prediction in the box!

PREVIEW

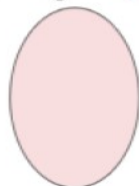
My Prediction

My Prediction Picker

After reading the story, drag the oval to elephant that matches your prediction.

just right! ✓

not quite right! ✗



My prediction was:

✓ just right!

✗ not quite right!



Google Slides-Anchor charts guide instruction.

Think about the characters.

Retell the Story!
Somebody, Wanted, But, So, Then

PREVIEW

Somebody
Who is the main character?

Wanted
What does the main character want?

But
What problem does the main character have?

So
How does the problem get solved?

Then
What happens in the end?

©2020 Paula Hensley

What happens to them in the story?

Google Slides-Students respond to the retell activity by typing in answers.

Directions: In each box, tap, then type to retell the story. Use the words, 'somebody,' 'wanted,' 'but,' 'so,' and 'then.'

PREVIEW

Wanted

But

Somebody

So

Then

©2020 Paula Hensey

Google Slides-Contractions drag and drop sorting activity.

Directions: Read the sight words below.
Drag and drop each sight word in the
'Contractions' or Not contractions'
category.

Sight Word Sort



Contractions	Not contractions
PREVIEW	

grab your words here!


can not



© 2020 Paula Hensey

Retell the Story!

Somebody, Wanted, But, So, Then



Somebody

Who is the main character?



So

How does the problem get solved?



Wanted

What does the main character want?



But

What problem does the main character have?



Then

What happens in the end?

Lesson Suggestions

"Can I Play Too?" book by Mo Willems



PREDICTIONS

- Copy double sided, fold on the solid line, then cut on the dotted line.
- Explain predictions using anchor chart.
- Read up to page 21. Pause, then have students predict what will happen next. Students record predictions on graphic organizer.
- Read up to page 55. Pause, then have students predict what will happen next. Students record predictions on graphic organizer.
- Students circle if their prediction was right (correct), or not quite right (incorrect).
- Have students draw a picture describing each prediction.
- You can also record students' predictions on chart paper.
- Have students fill trace over dotted words on the cover of the book.

STORY RETELL

- Explain retelling a story with anchor chart.
- Use Somebody, Wanted, But, So, Then graphic to retell story.
- Use Story Retell graphic to put events in order.
- Explain and retell the story using anchor chart.
- Brainstorm which character traits make Piggie a good friend.
- Students write about how Piggie is a good friend. Sentence stem included.

Lesson Suggestions

CHARACTERISTICS

- Have students brainstorm their own characteristics.
- Brainstorm which character traits make Piggie a good friend.
- Record student responses on chart paper.
- Make a list of positive characteristics on chart paper, i.e., what makes a good friend?
- Students write about what makes them a good friend. Sentence stem included.
- Have students illustrate their writing.

CONTRACTIONS

- Explain contractions using anchor chart.
- Copy flip-book double sided, then make flaps by cutting on dotted lines.
- In flip-book, students trace over contractions written in dotted lines. Have students read sentences.
- There are two versions of the flip-book.
- Cut and paste activity: students cut out all boxes, then sort into 'contractions' and 'not contractions' categories.
- There are two versions of the cut/paste activity.
- Discuss how categories help us visualize the differences in words or objects.

PREVIEW

Name _____

Wanted

But


Directions: retell the story using the words, 'somebody,' 'wanted,' 'but,' 'so,' and 'then.'

Somebody

So

Then

Character Traits



Traits



A **character trait** describes how a character *acts, looks, feels, or thinks*.



PREVIEW

page 21

Snake does not have arms, and he wants to play ball! What do you **predict** will happen next?



My prediction was:



page 55

Piggie gets an idea! What do you **predict** will happen next?



My prediction was:



MY ELEPHANT AND PIGGIE PREDICTION FLIP BOOK

By _____

When I make a prediction, I guess about what will happen in the story. I can use picture clues about what I already know to help what I already know to help predict what will happen.




Make a Prediction!



When you make a prediction, you make a **guess** about what will happen next in the story.

Use **picture clues** or what you

already know to help you think of what comes next!



Contractions

A *contraction* is made by combining two words together.

An *apostrophe*  replaces one or two letters from the *second word*.

do + not



don't



it + is



it's



I + am





I'm






Char

PREVIEW



Directions: A *character trait* describes how a character acts, looks, feels, or thinks. What character traits make Piggie a good friend? Choose one character trait to write in each circle frame.



Directions: cut out the words below. Sort each word in the 'Contractions' or 'Not contractions' category.

Name _____

Contraction Action



Contractions

Not contractions



I am

I will

we will

you're

he'll


I'll

you are

I'm

Directions: Think of your character traits in three ways that make you a good friend. Draw a picture to match your writing.

WHAT MAKES ME A Good Friend?



I am a good friend because
